

The **Classic Munsch** stories you love,  
now abridged for early readers!

When the fiercest dragon in the world smashes Princess Elizabeth's castle, burns all her clothes, and captures her fiancé, Elizabeth takes charge!



### The Munsch Early Readers advantage:

- Tips for making reading fun
- Engaging extension activities created by an educator with over 15 years of experience helping kids learn to read
- A phonics introduction, reinforced throughout the story
- All Munsch Early Readers are level 3, packed with stories kids love plus a message from Robert Munsch—because **READERS RULE!**



US \$4.99 / CDN \$5.99

ISBN 978-1-77321-639-3



9 781773 216393

Also available as an e-book


 **annick press**  
annickpress.com

Lexile Level AD450L  
Guided Reading Level I

## Munsch Early Readers

READING LEVEL  
**3**  
READING BY MYSELF

# The Paper Bag Princess



Story by **Robert Munsch**  
Art by **Michael Martchenko**

Munsch • Martchenko

The Paper Bag Princess Early Reader

annick press

**The  
Paper Bag  
Princess**



**A Note from**  
**Robert Munsch**

A long, long, LONG time ago when I was in first grade, my class had 60 kids in it!

The teacher didn't read any books and neither did the kids. It was not fun.

Well, here is a book that is fun to read for both you and your grown-ups.

**READERS RULE!**

# Before Reading

## High-Frequency Words

Practice reading these high-frequency words in the story:

**after his put when**

## Meet the Characters

Get to know the characters from the story by looking at the pictures and names below:

**Elizabeth**



**Ronald**



**Dragon**



## **Describing Words**

Adjectives are words we use to describe a character in a story. Here are some of the adjectives used to describe the characters:

**Elizabeth – beautiful**

**Ronald – handsome**

**Dragon – fierce**

What adjectives would you use to describe you and the members of your family? After reading the story, would you still use these adjectives to describe the characters?

## **Settings**

A setting is where a story takes place. Do a quick walk-through of all the pictures and see if you can predict the different settings throughout the story.

# Phonics

The title ***The Paper Bag Princess*** has a **P** sound that repeats.


Can you make a **P** sound?

Pay close attention to the shape of your mouth as you make the sound. It might be helpful to make this sound while you look in a mirror to see the shape your mouth makes.


Try these different activities to help practice the letter **P** sound.

1. Take a close look around you and try to find three objects that start with the same sound.
2. Think of three other words that also start with the same sound. As an extra challenge, can you think of any words that end with a **P** sound?

3. A simple word that has the **p** sound at the beginning is the word **pen**. As you read this word, pay attention to the two other letter sounds in the word.
4. When two words rhyme, they have the same sounds at the end of the word. Take a look at the pictures below and point to any of the words that rhyme with **pen**.



**ten**



**hen**



**pencil**

5. While you read, look out for other **P** sounds at the beginning of a word throughout the story. You can see the sound easily because it will be written in a different **color**.