


The **Classic Munsch** stories you love,
now abridged for early readers!

Thomas refuses to wear his snowsuit—no matter what his mother, his teacher, or even his principal says.



The Munsch Early Readers advantage:

- Tips for making reading fun
- Engaging extension activities created by an educator with over 15 years of experience helping kids learn to read
- A phonics introduction, reinforced throughout the story
- All Munsch Early Readers are level 3, packed with stories kids love plus a message from Robert Munsch—because **READERS RULE!**



US \$4.99 / CDN \$5.99



Also available as an e-book

 **annick press**
annickpress.com

Lexile Level AD590L
Guided Reading Level L

Munsch • Martchenko

Thomas' Snowsuit Early Reader

annick press

Munsch Early Readers

READING LEVEL
3
READING BY MYSELF

THOMAS' SNOWSUIT



Story by **Robert Munsch**
Art by **Michael Martchenko**

THOMAS' SNOWSUIT



A Note from **Robert Munsch**

A long, long, LONG time ago when I was in first grade, my class had 60 kids in it!

The teacher didn't read any books and neither did the kids. It was not fun.

Well, here is a book that is fun to read for both you and your grown-ups.

READERS RULE!

Before Reading

High-Frequency Words

Practice reading these high-frequency words in the story:

but her someone your

Meet the Characters

Get to know the characters from the story by looking at the pictures and names below:

Thomas




Thomas's mother



Teacher



Principal



Plural Words

When you want a word to mean more than one, you add an *s* to the end of the word. In this story, Thomas talks about his *friends*, which means he has more than one friend. Take a look at the words below and add an *s* at the end to mean more than one.

gift

plant

rock

chair

Out of all of these words, which one would you want more than one of? Why?

Phonics

There is an **S** sound at the beginning of the word **snowsuit**.

Can you make an **S** sound?

Pay close attention to the shape of your mouth as you make the sound. It might be helpful to make this sound while you look in a mirror to see the shape your mouth makes.

Try these different activities to help practice the letter **S** sound.

- 1.** Take a close look around you and try to find three objects that start with the same sound.
- 2.** Think of three other words that also start with the same sound. As an extra challenge, can you think of any words that end with an **S** sound?


3. A simple word that has the **S** sound at the beginning is the word **sir**. As you read this word, pay attention to the two other letter sounds in the word.
4. When two words rhyme, they have the same sounds at the end of the word. Take a look at the pictures below and point to any of the words that rhyme with **sir**.



purr



stir



snake

5. While you read, look out for other **S** sounds at the beginning of a word throughout the story. You can see the sound easily because it will be written in a different color.